

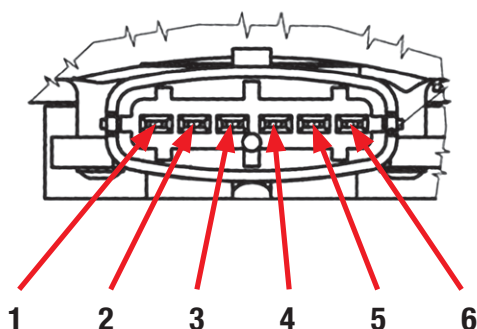
ACCELERATOR PEDAL ASSEMBLY WITH SENSOR APS-502

RACEWORKS™
PASSION FOR PERFORMANCE

DESCRIPTION

- Accelerator Pedal Assembly with Sensor
- 16° Travel (Approx 70mm)
- Used in a Drive by Wire System

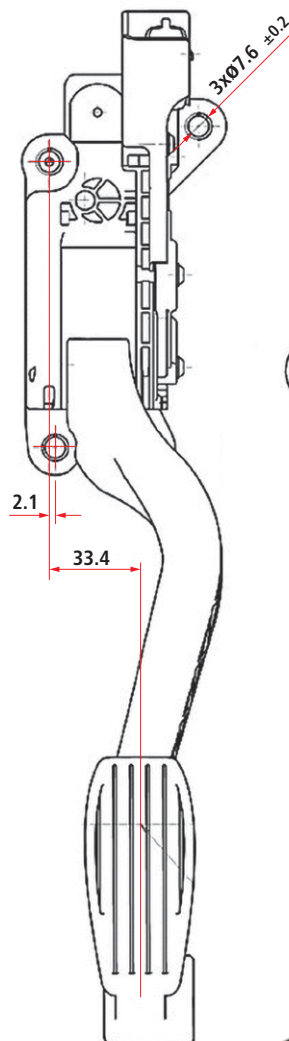
WIRING DETAILS




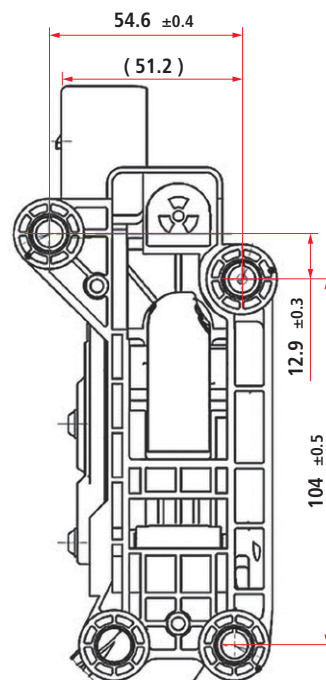
Pin	Description
1	Sensor 2 (+5V)
2	Sensor 1 (+5V)
3	Sensor 1 (Ground)
4	Sensor 1 (Signal)
5	Sensor 2 (Ground)
6	Sensor 2 (Signal)

CONNECTOR KIT

Plug and Pins available separately CPS-191



DIMENSIONS



Part No. APS-502

raceworks.com.au

RACEWORKS™
PASSION FOR PERFORMANCE