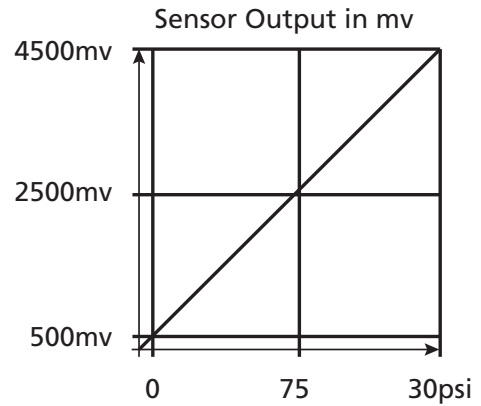


30 PSI PRESSURE SENSOR OPS-502

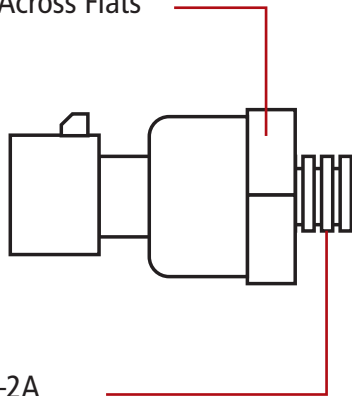


CALIBRATION

0 Psi = 0.5v
30 Psi = 4.5v



22mm (7/8") Across Flats



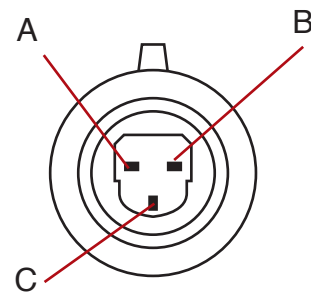
1/8-27 NPTF-2A



Part No. OPS-502

WIRING LOOKING INTO SENSOR

PIN	Description
A	Sensor Ground
B	5 Volts
C	Signal



CONNECTOR KIT

CPS-010



Push wire through connector. Crimp on terminal.
Pull wire / terminal back into connector.



raceworks.com.au



GetRealAutoParts.com.au