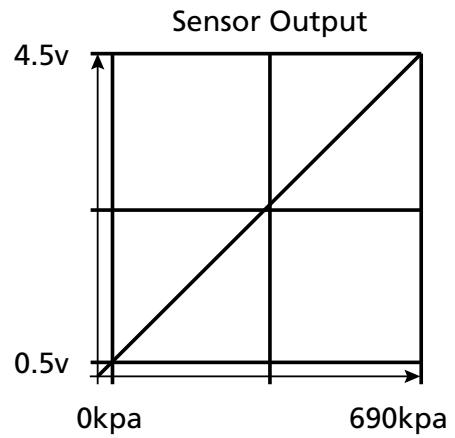


# MAP SENSOR 6.5 BAR MAP-124

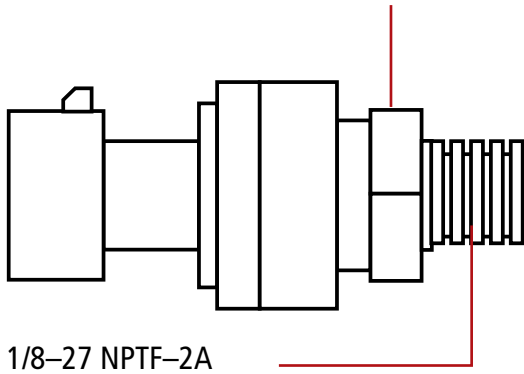


## CALIBRATION

0kpa = 0.5v  
690kpa = 4.5v



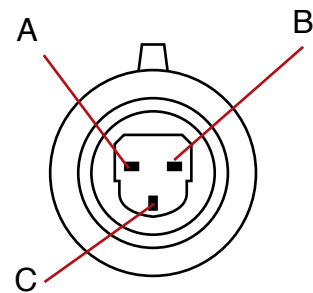
11/16" (17.5mm) Across Flats



Part No. MAP-124

## WIRING LOOKING INTO SENSOR

PIN	Description
A	Sensor Ground
B	5 Volts
C	Signal



## CONNECTOR KIT

CPS-010



Push wire through connector. Crimp on terminal.  
Pull wire / terminal back into connector.



[raceworks.com.au](http://raceworks.com.au)



[GetRealAutoParts.com.au](http://GetRealAutoParts.com.au)